



HAVELLS

Presenting Domestic Cable Range for Safer, Securer Homes.



- Life Line Plus S3 (HRFR) Cable • Life Guard (FR-LSH) Cable • Life Shield (HFFR) Cable • Multicore Round Cable
- Flat Submersible Cable • Telephone Switch Board Cable • LAN Cable • CCTV Cable • Co-Axial TV Cable • Speaker Cable



NABL

NABL Testing Laboratory

Havells India Ltd has emphasised on product quality by demonstrating quality evaluation for wires & cables at international level by obtaining NABL (National accreditation board for calibration & testing laboratories) for testing & DSIR recognised technology center at cable division. NABL is an autonomous body which is working under the Department of Science & Research Industry (Govt. of India).

National accreditation board for testing and calibration to boast of, it is the first-of-its-kind private facility in India. The lab is fully equipped as per international standard to test XLPE cables up to 220 kV grade, PVC cables, Flexible cables, aerial bunched cables, photovoltaic cables, instrumentation cables, fire survival cables.

The lab covers Indian standards, British standard, International electrotechnical commission (IEC) standards, TUV-Germany standards, American society for testing and material (ASTM) standards and institute of electrical & electronics engineers (IEEE) standards along with eight types of different fire tests to demonstrate fire-retardant behavior in cable.



HAVELLS

The Cable Division

Located in midst of tranquil hills of Aravali, is one of India's largest Cables plant by Havells India Limited. Set up in 1996, the plant today manufactures all types of cables on some of the most modern, laser controlled automated machines, using best raw material from primary manufacturers ensuring best quality.

Innovation is one of the core values and way of life at Havells. Moving with this philosophy, the company has invested in extensive R&D to develop best-in-class products and address the ever changing requirements of our discerning customers. Knowing well about critical application of our products, safety of our customers is of paramount importance to us. Our R&D team continuously strives to develop most innovative and safe products. Our engineers have developed special insulating compounds that have halogen free content and high on oxygen index. With many such innovations, Havells today offers a wide range of products that are highly insulated, anti-termite & anti rodent repulsion, heat resistant, fire retardant and eco-friendly.



HAVELLS

Certification

DNV-GL

MANAGEMENT SYSTEM CERTIFICATE

Certificate No: L15849-2015-AP-000-006	Initial certification date: 15, March, 2015 Nextly date of full certification cycle: 15, March, 2017 (date of full recertification: 15, March, 2017)	Valid: 15, April, 2015 - 15, March, 2017
---	---	---

This is to certify that the management system of

Havells India Limited
Corporate Office: QRG Tower, 2 D, Sector 126, Express Highway, Noida - 201 304,
Uttar Pradesh, India
and the sites as mentioned in the appendix accompanying this certificate

has been found to conform to the Quality Management System standard:
ISO 9001:2015

This certificate is valid for the following scope:
**Design, manufacture and servicing of LT power cables, HT power cables,
control cables & domestic wire cables.**

Place and date:
Chennai, 15, April, 2015

The Issuer is a signatory to the IAF MLA

For the issuing office:
DNV GL - Business Assurance
BOMA, No. 15, GST Road, Alwar,
Chennai - 600 016, India

Shreshth Reddy
Management Representative

The Issuer is a signatory to the IAF MLA

List of fullness of conditions as set out in the Certification Agreement may render this Certificate invalid.
ALL RIGHTS RESERVED. DNV GL Business Assurance S.P.A., ENGELDAARD 1, 2019 LB, BREKSELROOFT, NETHERLANDS. TEL: +31 (0)20 76199000
www.dnvgl.com

DNV-GL

MANAGEMENT SYSTEM CERTIFICATE

Certificate No: E28981-2015-AP-000-006	Initial certification date: 19 April 2015	Valid: 19 April 2015 - 19 April 2017
---	--	---

This is to certify that the management system of

Havells India Limited
Works: A - 461-462, SP-215, 204, 204(A), MIA, Alwar - 301 030, Rajasthan, India

has been found to conform to the Energy Management System standard:
ISO 50001:2011

This certificate is valid for the following scope:
**Design & Manufacture of LT Power Cables, HT Power Cable, Control Cables &
Domestic Wire Cables.**

Place and date:
Bengaluru, 19 April 2015

The Issuer is a signatory to the IAF MLA

For the issuing office:
DNV GL - Business Assurance
Eindhoven 1, 5504 LB, Eindhoven,
Netherlands

Tom Rouse
Management Representative

The Issuer is a signatory to the IAF MLA

List of fullness of conditions as set out in the Certification Agreement may render this Certificate invalid.
ALL RIGHTS RESERVED. DNV GL Business Assurance S.P.A., ENGELDAARD 1, 2019 LB, BREKSELROOFT, NETHERLANDS. TEL: +31 (0)20 76199000
www.dnvgl.com

DNV-GL

MANAGEMENT SYSTEM CERTIFICATE

Certificate No: L15849-2015-AP-000-006	Initial certification date: 15, April, 2015	Valid: 15, April, 2015 - 15, September, 2018
---	--	---

This is to certify that the management system of

Havells India Limited
A - 461/462 MIA, Alwar - 301 030, Rajasthan, India

has been found to conform to the Environmental Management System standard:
ISO 14001:2004

This certificate is valid for the following scope:
**Design, manufacture & supply of LT power cables, HT power cables upto
66 KV, control cables and domestic wire cables**

Place and date:
Chennai, 27, April, 2015

The Issuer is a signatory to the IAF MLA

For the issuing office:
DNV GL - Business Assurance
BOMA, No. 15, GST Road, Alwar,
Chennai - 600 016, India

Shreshth Reddy
Management Representative

The Issuer is a signatory to the IAF MLA

List of fullness of conditions as set out in the Certification Agreement may render this Certificate invalid.
ALL RIGHTS RESERVED. DNV GL Business Assurance S.P.A., ENGELDAARD 1, 2019 LB, BREKSELROOFT, NETHERLANDS. TEL: +31 (0)20 76199000
www.dnvgl.com

DNV-GL

MANAGEMENT SYSTEM CERTIFICATE

Certificate No: L15849-2015-AP-000-006	Initial certification date: 30, April, 2015	Valid: 30, April, 2015 - 29, April, 2018
---	--	---

This is to certify that the management system of

Havells India Limited
Works: A - 461-462, SP-215, 204, 204(A), MIA, Alwar - 301 030, Rajasthan, India

has been found to conform to the Environmental Management System standard:
ISO 14001:2015

This certificate is valid for the following scope:
**Design, manufacture & supply of LT power cables, HT power cables up to
66kv, control cables and domestic wire cables**

Place and date:
Chennai, 30, July, 2014

The Issuer is a signatory to the IAF MLA

For the issuing office:
DNV GL - Business Assurance
BOMA, No. 15, GST Road, Alwar,
Chennai - 600 016, India

Shreshth Reddy
Management Representative

The Issuer is a signatory to the IAF MLA

List of fullness of conditions as set out in the Certification Agreement may render this Certificate invalid.
ALL RIGHTS RESERVED. DNV GL Business Assurance S.P.A., ENGELDAARD 1, 2019 LB, BREKSELROOFT, NETHERLANDS. TEL: +31 (0)20 76199000
www.dnvgl.com

DNV-GL

MANAGEMENT SYSTEM CERTIFICATE

Certificate No. 135302-2017-000-000-000 Initial certification date 20 April 2017 Date 20 April 2018 - 20 April 2019

This is to certify that the management system of

Havells India Limited

A-461/462 MIA, Alwar - 301 030, Rajasthan, India

has been found to conform to the Occupational Health and Safety Management System standard:

OHSAS 18001:2007

This certificate is valid for the following scope:
Design, manufacture & supply of LV power cables, HT power cables upto 66 KV, control cables and domestic wire cables

Place and date:
Chennai, 17 April 2018



For the issuing office,
DNV GL - Business Development
DNV GL, No. 15, 4th Road, Chennai,
Chennai - 600 016, India

[Signature]
Management Representative

Use of Havells logo and name on all certificates and reports is subject to the terms of the license agreement.
Havells India Limited is not responsible for the content of this certificate.



CERTIFICATE OF CONFORMITY

This is to certify that the

Quality Management System

of

Havells India Limited
A-461/462 & SP-215
Mia Alwar - 301030
Rajasthan
India

conforms to the requirements of

BASEC Product Certification Requirements

Including Clause 2.8 (Formerly BA 2250:1999 Parts 1 & 2)
'Enhanced Quality Management Systems For Product Related Functions'

SCOPE OF CERTIFICATION

The design, manufacture, testing and distribution of cable products to National and International specifications including:

**LV Power Cables, LV Control Cables, LV House-Wiring Cables,
MV Power Cables up to and including 33 kV.**

The above with:

**Copper or Aluminium Conductors, PVC or XLPE Insulation,
Galvanized Steel or Aluminium Wire/Strip Armour, Copper Wire/Tape Screened, PVC,
Low Smoke Zero Halogen or Polyethylene Sheath**

Certificate No: PCR-207

Issue date: 28th October 2017

Date of original certification: 11th August 2008

Expiry Date: 10th August 2020

This certificate is issued subject to and in accordance with BASEC Regulations and continued surveillance.

Includes requirements for Environmental issues directly relating to the Product and Manufacturing processes as well as limited Health & Safety issues directly relating to the Product and Manufacturing processes.

Signed for and on behalf of Basec (Approved) for Cable

[Signature] Date: 28 Oct 2017

For conditions and limitations on the use of this certificate, see the BASEC website.

BSI 121 000 1000 1 Issue: 07 Copyright 1



National Accreditation Board for Testing and Calibration Laboratories

(A Constituent Board of Quality Council of India)



NABL/043/ET

08.03.2017

Anil Jangra
Havells India Limited
A-461/462 & SP-215,
M.I.A. Alwar, Rajasthan
Ph: 0144-6658100-02, Mob: 98990900336
Fax: 0144-6658259
Email: anil.jangra@havells.com

Subject: **NABL Accreditation**

Dear Mr. Jangra,

NABL has reviewed the final assessment report of your laboratory and pleased to inform you the grant of accreditation in accordance with ISO/IEC 17025:2005 in the discipline of Electro-technical calibration as per the scope and authorized signatures recommended by the assessment team.

You may issue test reports with NABL symbol with effect from 3rd March 2017

The accreditation is granted for two years subject to your satisfactory compliance to the terms and conditions to maintaining NABL accreditation (refer NABL 131). You are required to follow NABL 133 for the using NABL symbol.

There will be an on-site surveillance visit on completion of a year of accreditation to verify your continued compliance to NABL requirements.

You are required to submit the 4 year PT/ILC plan as required by NABL -163.

The certificate details are as follows:

Discipline	Certificate No.	Date of issue	Validity
Electro-technical	OC-3032	09.03.2017	02.03.2019

You are requested to forward a soft copy of the accredited scope (in word format) to help us out in certificate preparation.

Yours Sincerely

[Signature]
Rajeshwar Kumar
Assistant Director
rajeshwar@nabl-india.org

NABL House, Plot 45, Sector 44, Gurgaon 122 002, Haryana, India



National Accreditation Board for Testing and Calibration Laboratories

(A Constituent Board of Quality Council of India)



CERTIFICATE OF ACCREDITATION

HAVELLS INDIA LIMITED

has been assessed and accredited in accordance with the standard

ISO/IEC 17025:2005

"General Requirements for the Competence of Testing & Calibration Laboratories"

for its facilities at

A-461/462 & SP-215, M.I.A., Alwar, Rajasthan

in the field of

TESTING

Certificate Number **TC-5088** (in lieu of F2630)

Issue Date **24/09/2017**

Valid Until **23/09/2019**

This certificate remains valid for the Scope of Accreditation as specified in the annexure subject to continued satisfactory compliance to the above standard & the relevant requirements of NABL.
(To see the scope of accreditation of this laboratory, you may also visit NABL website www.nabl-india.org.)

Signed for and on behalf of NABL

[Signature]
N. Venkateswararao
Program Director

[Signature]
Anil Raha
Chief Executive Officer

HRFR with S³ (Higher Load with complete safety)

The Introduction of Havells HRFR insulation with advanced S³ technology, now offers higher current carrying capacity and heat resistant properties suitable for operation at high temperatures. Our commitment towards environment friendly nature with features as High insulation resistance, RoHS compliance, anti-termite and anti-rodent features makes it the ideal Wire.



About HR

Current carrying capacity of a wire is defined as how much load a conductor can carry (In amperage). When the current flows through the conductor a certain level of heat generates which can further increase up to the melting temperature of the insulation or insulating material.

Havells wires offer insulation with **(HR)** Heat resistant along with Flame Retardant properties which are suitable to bear a temperature **up to 85°C** whereas ordinary PVC is suitable only up to 70°C and due to this feature HAVELLS Wires are capable to **carry Higher current and ensures better electrical and mechanical performance at higher temperatures. The HRFR property is available from 0.5 SQ. mm to 630 SQ. mm in single core.**

About S³

This advanced S³ technology safeguard us and environment from harmful substances such as lead, mercury, cadmium and chromium, Havells Wires with S³ technology reduces current leakage to protect from any serious damage and installations in the house. Another benefit of S³ is that Havells Wires comes with termite and rodent repulsion properties to protect insulation from the damage which can be caused by rodents & termites, which can lead to a short circuit and can harm to property and human life.

HIGH INSULATION RESISTANCE

In all cables, there is generally leakage of current from the live conductor through the insulation. In case of inferior quality of insulation, the current leakage increases. This is unsafe and can cause damage to installations as well as become a threat to life.

Low Leakage Current – Havells wires have an allowable current-leakage limit that is 50 times lower than the prescribed international safety norms.

International safety standards specifies that current leakage limit in hand held equipment is considered to be safe if the value is not more than 0.75 mA. Havells cables, with S³ technology, incorporate insulation of high quality which ensures that current leakage level is as low as 0.01 mA, which is much below the prescribed limit. Havells cables have been certified by the Central Power and Research Institute (CPRI) - a premier laboratory recognised by the Government of India.

Nominal area of conductor	Leakage current (mA)
0.50	0.008
0.75	0.009
1.00	0.009
1.50	0.010
2.50	0.011
4.00	0.013
6.00	0.015



Safety from electrical shocks – Electric shock occurs when a body-part comes in contact with a bare conductor of poor insulated wire. Higher insulation resistance protects against electric shock.



RoHS COMPLIANT

Release of certain harmful substances such as lead, mercury, cadmium and chromium etc. in the plastics/equipment are dangerous to the environment and health. European Union has adopted a directive on the restriction of the use of certain hazardous substances in electrical and electronics equipment commonly referred to as Restriction of Hazardous Substances directive or RoHS.

Havells cables with S³ technology are certified by Bureau Veritas for RoHS compliance as per directive 2006/95/EC. This ensures that release of hazardous substances are eliminated to provide safety for human health and to give us green environment.

An initiative for eco friendly environment by Havells.

ANTI TERMITE AND ANTI RODENT

Termites and rodents cause extensive damage to paper, wood, plastic etc. In case of electrical installation, damaged caused by above pests may lead to short circuit which can become a cause for a major disaster, loss of property and human life. Havells cables with S³ technology provide insulation with termite and rodent repulsion properties. Certification regarding the above has been obtained from the Central Power and Research Institute (CPRI).



BEST COPPER USED

Havells wire use ETP grade annealed copper which is more than 99.95% pure and therefor ensures 101% conductivity (IACS).

**ANNEALED COPPER ETP GRADE
101% CONDUCTIVITY (IACS) USED**

Life Line Plus S³
Single Core HRFR PVC Insulated Copper Conductor
(Unsheathed) Flexible Cables, 1100 Volt

Basic Code	Nominal Cross Sectional area of conductor	Number/ Nominal Diameter of conductor strands*	Nominal Thickness of Insulation	Approx. overall Diameter	Current Carrying Capacity 2 Cables Single Phase		Maximum Conductor Resistance per kilometre at 20°C
					Conduit / Trunking	Unenclosed clipped directly to a surface or on cable trays	
Life Line Plus (HRFR)	SQ. mm	mm	mm	mm	A	A	Ohm (Ω)
WHFFDN...A1X50	0.5	16/0.2	0.6	2.1	5	5	39.00
WHFFDN...A1X75	0.75	24/0.2	0.6	2.3	10	11	26.00
WHFFDN...A11X0	1.0**	14/0.3	0.7	2.7	15	16	18.10
WHFFDN...A11X5	1.5**	22/0.3	0.7	3.0	18	22	12.10
WHFFDN...A12X5	2.5**	36/0.3	0.8	3.6	25	28	7.41
WHFFDN...A14X0	4.0	56/0.3	0.8	4.1	35	42	4.95
WHFFDN...A16X0	6.0	84/0.3	0.8	4.6	46	52	3.30

...Fill the colour code i.e. B = Blue **B** / K = Black **K** etc...

Note: Available in 90 metre & 180 metre length in carton packaging.

**Conductor Shall be class-II for 1.0, 1.5 & 2.5 SQ. mm & for other size shall be of class V as per IS 8130.

*The number and diameter of conductor strands are for reference only. Conductor resistance as per IS 8130 is the governing criteria.

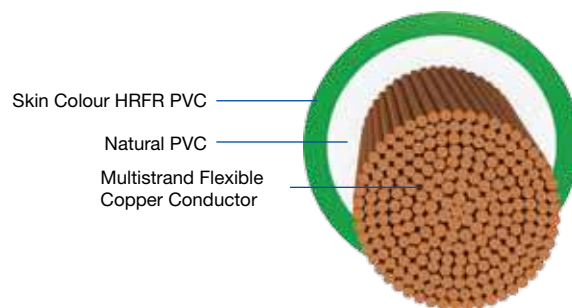
Construction :-

Conductor : Plain annealed copper conductor as per IS 8130

Insulation : **Primary** - Natural HR PVC with FR property
Secondary - Skin colour coated HR PVC with FR property

Colour : Red/Yellow/Blue/Black/Green

Any other colour on specific request can also be supplied.



Life Line Plus S³
Single Core HRFR PVC Insulated Copper Conductor
(Unsheathed) Flexible Cables, 1100 Volt

Nominal Cross Sectional area of conductor	Number/Nominal Diameter of conductor strands*	Nominal Thickness of Insulation	Approx. Overall Diameter	Current Carrying Capacity 2 Cables Single Phase	Maximum Conductor Resistance per kilometre at 20°C
				Unenclosed Clipped directly to a surface or on cable trays	
SQ. mm	mm	mm	mm	A	Ohm (Ω)
10	80/0.4	1.0	6.1	59	1.91
16	126/0.4	1.0	7.0	79	1.21
25	196/0.4	1.2	8.6	93	0.780
35	276/0.4	1.2	9.7	113	0.554
50	396/0.4	1.4	11.5	153	0.386
70	360/0.5	1.4	13.0	238	0.272
95	475/0.5	1.6	15.1	289	0.206
120	608/0.5	1.6	16.6	339	0.161
150	750/0.5	1.8	18.5	394	0.129
185	925/0.5	2.0	20.4	461	0.106
240	1221/0.5	2.2	23.2	555	0.0801
300	1525/0.5	2.4	26.0	649	0.0641
400	2013/0.5	2.6	30.0	771	0.0486
500	2310/0.5	2.8	33.0	818	0.0384
630	3090/0.5	2.8	38.0	916	0.0287

...Fill the colour code i.e. B = Blue ~~B~~ / K = Black ~~K~~ etc...

Note: Conductor as per class V of IS 8130 confirming to IS 694. 100 m in polywrap packing & in bigger packing on request"

*The number and diameter of conductor strands are for reference only. Conductor resistance as per IS 8130 is the governing criteria.

Progressive sequential length marking on every metre.

Construction :-

Conductor : Plain annealed copper conductor as per IS 8130

Insulation : Primary - Natural PVC with FR property

Secondary - Skin colour coated PVC with FR property

Note : 25 SQ. mm and above will be in unicolour FR PVC

Note : 70 SQ. mm and above are available in wooden drums

Colour : Red/Yellow/Blue/Black/Green

Any other colour on specific request can also be supplied subject to economical run.

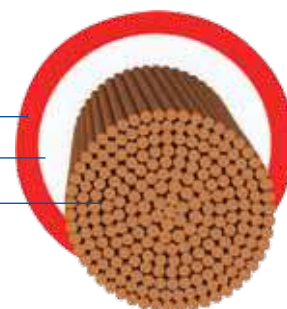
Note : Single core PVC insulated Stranded Copper Conductor available on request.



FR PVC Insulation

Natural PVC

Multistrand Flexible
Copper Conductor



Life Guard FR-LSH

FRLSH was developed and introduced for commercial building and specially for those buildings where exits and ventilation is restricted (Like - Cinema Halls), being in case of fire in these types of building most of the people become victims due to suffocation and non-visibility which occurs due to burning of PVC because PVC emits lots of black smoke and toxic gases while burning. Therefore FRLSH insulation was developed in a way that while burning of PVC having FRLSH feature should emit lesser smoke and toxic gases (halogen).

Safety

Havells FR-LSH flexible cables are made from specially formulated insulation that restricts toxic gases and smoke providing protection for human safety.

High oxygen Index

The oxygen index is 30% for FRLSH insulation .i.e. the Havells FRLSH insulation can catch the flame only if oxygen level in atmosphere or air is more than 30% whereas it known fact that in atmosphere oxygen level is 21% only. Higher the index value, greater the non-combustibility.

Self-Extinguishing Property

Havells FR-LSH flexible cable have self-extinguishing property which do not allow the fire to spread.

Life Guard Single Core FR-LSH PVC Insulated Copper Conductor (Unsheathed) Flexible Cables, 1100 Volt

Basic Code	Nominal Cross Sectional area of conductor	Number/ Nominal Diameter of conductor strands*	Nominal Thickness of Insulation	Approx. overall Diameter	Current Carrying Capacity 2 Cables Single Phase		Maximum Conductor Resistance per kilometre at 20°C
					Conduit/ Trunking	Unenclosed clipped directly to a surface or on cable trays	
Life Guard (FR-LSH)	SQ. mm	mm	mm	mm	A	A	Ohm (Ω)
WHFFFN...A11X0	1.0**	14/0.3	0.7	2.7	11	12	18.10
WHFFFN...A11X5	1.5**	22/0.3	0.7	3.0	13	16	12.10
WHFFFN...A12X5	2.5**	36/0.3	0.8	3.6	18	22	7.41
WHFFFN...A14X0	4.0	56/0.3	0.8	4.1	24	29	4.95
WHFFFN...A16X0	6.0	84/0.3	0.8	4.6	31	37	3.30

Construction :-

Conductor : Plain annealed copper conductor as per IS 8130

Insulation : Unicolour FRLSH PVC with two longitudinal line"

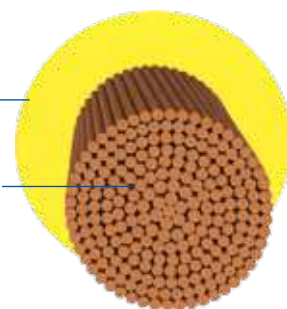
Colour : Red/Yellow/Blue/Black/Green

Any other colour on specific request can also be supplied.



Skin Colour PVC

Multistrand Flexible
Copper Conductor



Life Shield HFFR

A breakthrough from R&D efforts of Havells engineers at the Havells cables plant at Alwar, the special compound is practically halogen-free content and has a very high oxygen index.

Havells HFFR's insulation was developed in keeping in view to have better safety in case fire and with improved conductivity in flexible cable range, being the basic raw- material used to develop this insulation is a special Polymer which requires a temperature up to 280°C. To melt/ burn, which is much higher than a PVC which melts/ burns at 85°C. The better burning temperature defines the higher heat bearing capacity and subsequently it proves the cable will have better conductivity (When current flow from a conductor it generates heat and if insulation has better heat bearing capacity it will improves the conductivity also).

Secondly this insulation have property that while burning it emits only 2% smoke that too transparent and Non- Toxic.

NON-TOXIC: An oxygen mask in case of fire – Research shows that maximum casualties in Fire happen due to choking caused by formation of hazardous gases. PVC Flame Retardant Low Smoke and Halogen cables release lesser toxic gases compared to ordinary PVC cables. Smoke generation in case of FRLSH cables is <60% and release of halogen content is <20%. Our HFFR (Halogen-free Flame Retardant) cables are practically halogen-free and are 10 times superior to FR-LSH cables as in case of fire release of Hazardous gases is <0.5%. This ensures that people trapped in fire can breathe easy facilitating better chances of their rescue.

Environment-Friendly – Every day thousands of tonnes of Hazardous Halogen gases are released in the environment resulting in depletion of the earth's ozone layer which protects us from cancer causing UV radiations of the Sun - a phenomenon popularly known as Greenhouse Effect. Havells HFFR insulated industrial cables are practically halogen-free and are, therefore, environment friendly, protecting not only you and your family, but also the future generations against the Green House Effect.

Life Shield Single Core HFFR Insulated Copper Conductor (Unsheathed) Flexible Cables, 1100 Volt

Basic Code	Nominal Cross Sectional area of conductor	Number/ Nominal Diameter of conductor strands*	Nominal Thickness of Insulation	Approx. overall Diameter	Current Carrying Capacity 2 Cables Single Phase		Maximum Conductor Resistance per kilometre at 20°C
					Conduit/ Trunking	Unenclosed clipped directly to a surface or on cable trays	
Life Shield (HFFR)	SQ. mm.	mm	mm	mm	A	A	Ohm (Ω)
WHFFZN...A11X0	1.0**	14/0.3	0.7	2.7	11	12	18.10
WHFFZN...A11X5	1.5**	22/0.3	0.7	3.0	13	16	12.10
WHFFZN...A12X5	2.5**	36/0.3	0.8	3.6	18	22	7.41
WHFFZN...A14X0	4.0	56/0.3	0.8	4.1	24	29	4.95
WHFFZN...A16X0	6.0	84/0.3	0.8	4.6	31	37	3.30

Construction :-

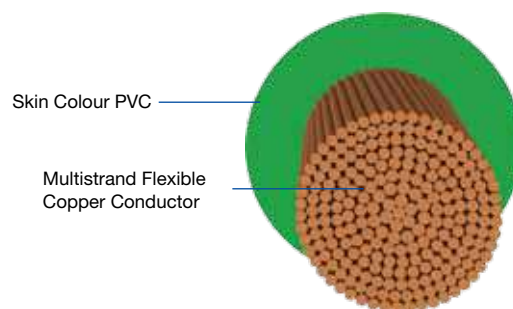
Conductor : Plain annealed copper conductor as per IS 8130

Insulation : Unicolour FRLSH PVC with two longitudinal line"

Insulation : Unicolour polymeric compound with HFFR property

Colour : Red/Yellow/Blue/Black/Green

Any other colour on specific request can also be supplied.



Project Packaging 200 metre

Single Core PVC Insulated Copper Conductor (Unsheathed) Flexible Cables

Innovation is one of the core values and ways of life at Havells.

Moving with philosophy and to meet the rapidly changing consumer requirements, Havells is offering a new range of flexible cable which has been developed for use in applications where enhanced flexibility is required. The new range is in conformance with IS 694.

These wires provide easy of installation and have the best quality due to its electrical, mechanical and thermal properties.

Features:

Enhanced flexibility.

High bending capacity.

Ideal for wiring in closed confined spaces.

Basic Code			Nominal Cross Sectional area of conductor	Number/ Nominal Diameter of conductor strands*	Nominal Thickness of Insulation	Approx. overall Diameter	Current Carrying Capacity 2 Cables Single Phase		Maximum Conductor Resistance per kilometre at 20°C
							Conduit / Trunking	Unen-closed clipped directly to a surface or on cable trays	
Lifeline (FR)	Lifeguard (FR-LSH)	Lifeshield (HFFR)	SQ. mm	mm	mm	mm	A	A	Ohm (Ω)
WHFFDN...F1X75	WHFFFN...F1X75	WHFNZN...F1X75	0.75	24/0.20	0.6	2.3	9	10	26.00
WHFFDN...F11X0	WHFFFN...F11X0	WHFNZN...F11X0	1.0**	32/0.20	0.6	2.7	14	15	19.50
WHFFDN...F11X5	WHFFFN...F11X5	WHFNZN...F11X5	1.5**	30/0.25	0.6	3.0	17	20	13.30
WHFFDN...F12X5	WHFFFN...F12X5	WHFNZN...F12X5	2.5**	50/0.25	0.7	3.6	23	26	7.98
WHFFDN...F14X0	WHFFFN...F14X0	WHFNZN...F14X0	4.0	56/0.30	0.8	4.1	32	38	4.95
WHFFDN...F16X0	WHFFFN...F16X0	WHFNZN...F16X0	6.0	84/0.30	0.8	4.6	42	49	3.30

...Fill the colour code i.e. B = Blue ... / K = Black ... etc...

Note: Lifeline 200 metre project length is available in carton packaging.

Lifeguard & Lifeshield 200 metre project length is available in polywrap packaging.

**Conductor Shall be class-V as per IS 8130.

*The number and diameter of conductor strands are for reference only. Conductor resistance as per IS 8130 is the governing criteria.

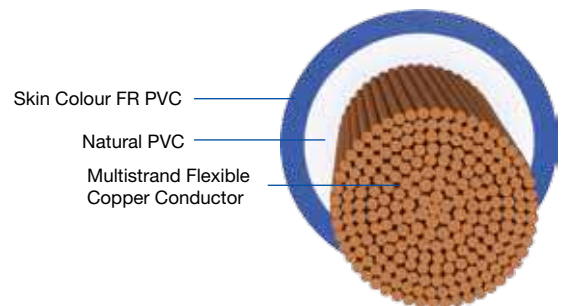
Construction :-

Conductor : Plain annealed copper conductor as per IS 8130

Insulation : **Primary** - Natural PVC with FR property
Secondary - Skin colour coated FR property

Colour : Red/Yellow/Blue/Black/Green

Any other colour on specific request can also be supplied.



Common Features of Havells Flexible Cables

Energy Efficient Cables

Havells Cable provide highest level of electrical conductivity at in the world at 101% copper conductivity, exceeding the parameter indicated by the International Annealed Copper Standards(IACS). This ensures minimum loss throughout the length of the cable which translated to saving of 2-3% in the electricity bill. It also provides additional protection against voltage fluctuations.

Low Voltage Drop

Drop in voltage from point of supply to the end receiving point is called voltage drop. High Voltage drop across conductor is undesirable as it reduces the supplied energy. Havells wires and cables have adequate conductor diameter to ensure low voltage drop and higher efficiency while using electrical equipment.

Short-Circuit Protection

Fire caused due to short-circuit is the most common electrical mishap. Short-circuit can be caused by a host of reasons such as faulty wiring, broken insulation due to inferior quality of insulation, circuit-overload, and defective plugs, switches, cords, receptacles, etc. Havells wires ensure superior insulation and conductor characteristics to prevent short-circuit due to wiring.

Higher Di-Electric Strength

Di-electric strength represents the magnitude of voltage endured by a test-piece of wire when a specified voltage is passed through it for a specified duration of time. Higher di-electric strength means better electrical characteristics. Havells has an in-house PVC compound manufacturing unit where PVC is blended to offer high di-electric strength to prevent electric breakdown in PVC.

Higher Convection Of Heat

Convection is the flow of heat from hot to cool region. Lubricants like wax are required to prevent PVC-melt from sticking to hot extruder surface, which ensures a good heat transfer within the melt. Higher convective heat dissipation capability of Havells S³ technology compound enables Havells cables to carry more current in overload conditions.

Water Proof and UV resistant

In many building, construction concrete may itself not be water-tight. Contact with water caused deterioration of the cable's electrical and mechanical properties. Exposure to cable polymer to UV radiation induces chemical processes that cause polymer damage like chalking, loss of impact or tensile strength and a host of other chemical changes. All this can greatly reduce the service life of the cable and expose people to electrical shocks.

Havells has developed a high-quality thermoplastic insulation compound made of single carbon-bond polymer chain. This makes Havells cables impermeable to water, ultra violet (UV) radiation and chemicals, thereby significantly enhancing the life and safety of Havells cable.



Some comparative technical features are given below.

S. No.	Feature	Heat Resistant & Flame Retardant PVC	Flame Retardant Low Smoke & Halogen FR-LSH	Low Smoke HFFR
1	Insulation Material	Spl. HR PVC	Spl. PVC	Spl. Polymer
2	Insulation Property	Good	Good	Very Good
3	Temperature Rating	85°C	70°C	70°C
4	Thermal Stability	Good	Good	Very Good
5	Flame Retardancy	Very Good	Very Good	Excellent
6	Safety during Burning	Good	Good	Excellent
7	Requirement of critical oxygen index as per ASTM D-2863 to catch fire (%)	>29	>29	>29
8	Temperature Index	>250°C	>250°C	>250°C
9	Light Transmission (Visibility) during Cable as per ASTM D-2843 Burning (%)	NA —	>40 Good	>80 Excellent
10	Release of Halogen Gas During Burning (%)	NA —	< 20% Good	< 0.5% Excellent
11	Abrasion Resistance During Installation	Good	Good	Good

Three Core Flat PVC Insulated Copper Conductor Cable
for Submersible use, 1100 Volt

A submersible Pump cable is a specialized product to be used for submersible pumps in a deep well. The area of installation is physically restrictive, and the environment is very hostile. Havells three core submersible flat cable are manufactured for designed for use in underground, under-water or on wet surface.

Features of Havells 3 Core Submersible Flat Cable

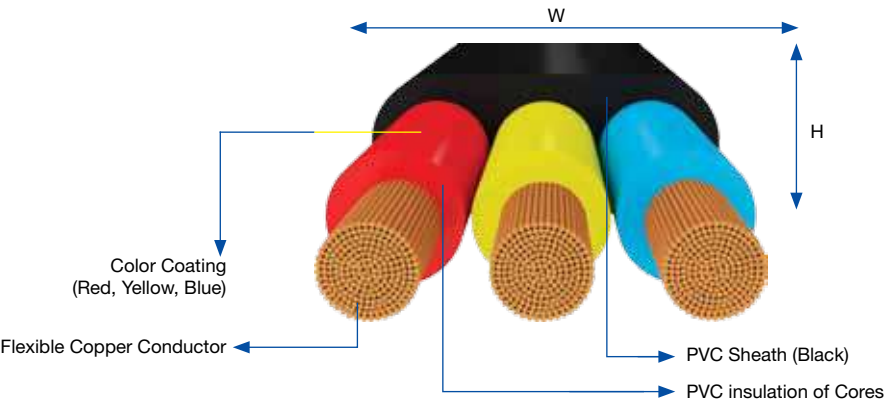
- Outer sheath consists of highly abrasion resistant PVC compound impervious to grease, oil and water etc
- Good insulation properties when submerged in water
- Excellent mechanical & electrical properties.
- Progressive sequential length marking on every metre.

Basic Code	Nominal area of conductor	*Number/ Size of Wire for each Core	Nominal Thickness of Insulation	Nominal Thickness of Sheath	SHEATH Approx Overall Dimension		Maximum Conductor Resistance at 20°C	Current Carrying Capacity at 40°C
					Width (W)	Height (H)		
	SQ. mm	mm	mm	mm	(Nom.) mm	(Nom.) mm	Ω/km	A
WHPNDSKG 31X0	1.00**	14/0.30	0.6	0.9	9.4	4.4	18.1	11
WHPNDSKG 31X5	1.50**	22/0.30	0.6	0.9	10.1	4.7	12.1	13
WHPNDSKG 32X5	2.50**	36/0.30	0.7	1.0	12.2	5.5	7.41	18
WHPNDSKG 34X0	4.00	56/0.30	0.8	1.0	14.6	6.5	4.95	24
WHPNDSKG 36X0	6.00	84/0.30	0.8	1.1	16.2	7.0	3.30	31
WHPNDSKG 3010	10.00	80/0.40	1.0	1.4	20.2	8.5	1.91	42
WHPNDSKG 3016	16.00	126/0.40	1.0	1.4	23.4	9.7	1.21	57
WHPNDSKG 3025	25.00	196/0.40	1.2	2.0	28.5	11.7	0.780	72
WHPNDSKG 3035	35.00	276/0.40	1.2	2.0	32.1	13.0	0.554	90

Note: Available in 500 ± 5% metre packing in drums. Also available in 100 metre packing on request.

*The number and diameter of conductor strands are for reference only. Conductor resistance as per IS 8130 is the governing criteria.

**Conductor shall be class-II for 1.5 and 2.5 SQ. mm and for other size shall be of class V as per IS 8130.



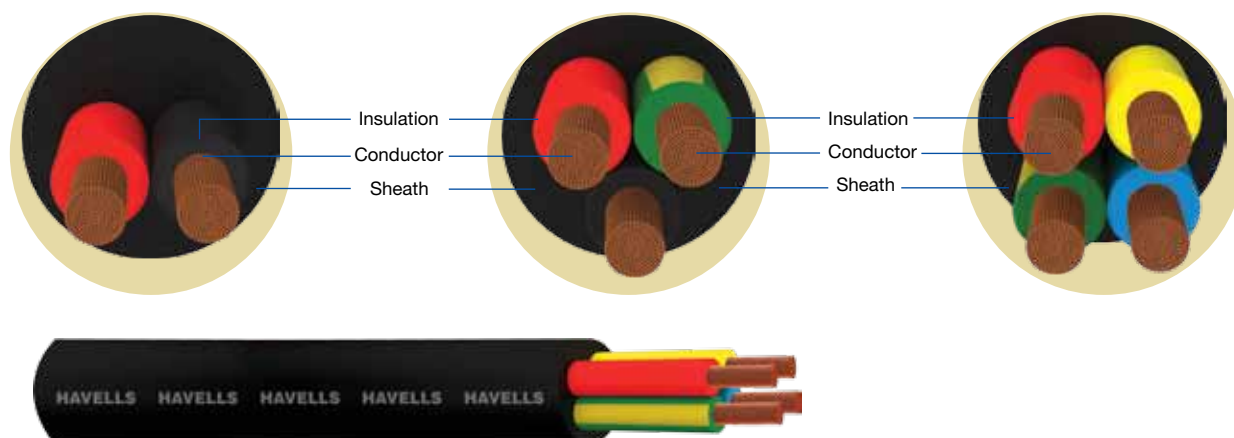
Multicore Round FR PVC Insulated Copper Conductor (Sheathed) Flexible Cables, 1100 Volt

"HAVELLS" manufacture and supply premium quality multi core flexible cables with copper conductor for various industrial and domestic applications like electrically operated Machines & Equipment's (eg. Air-Conditioners/ Refrigerators/ motors etc.)

Special formulated "Polyvinyl Chloride" (PVC) used for insulation and sheath tends to flexibility of cables.

The sheathing material provides resistance to oil, and moisture and superior mechanical strength without losing its flexibility. **These cables can also be made available with FR-LSH & HFFR compound on request.**

Basic Code	Nominal Cross Sectional area of conductor	Number Nominal Diameter of conductor strands*	Nominal Thickness of Insulation	Nominal Thickness of Sheath			Appx. Overall Diameter			Current Rating AC	Voltage Drop/ Amp/Metre		Maximum Conductor Resistance per kilometre at 20°C
				2 Core	3 Core	4 Core	2 Core	3 Core	4 Core		DC or Single Phase AC	3 Phase AC	
	SQ. mm	mm	mm	mm	mm	mm	mm	mm	mm	A	mV	mV	Ohm (Ω)
WHMFDSKB_X50	0.5	16/0.20	0.6	0.9	0.9	0.9	6.2	6.5	7.0	4	83	72	39.0
WHMFDSKB_X75	0.75	24/0.20	0.6	0.9	0.9	0.9	6.6	6.9	7.5	7	56	48	26.0
WHMFDSKB_1X0	1.0	32/0.20	0.6	0.9	0.9	0.9	6.9	7.3	7.9	11	43	37	19.5
WHMFDSKB_1X5	1.5	30/0.25	0.6	0.9	0.9	1.0	7.4	7.8	8.7	13	31	26	13.3
WHMFDSKB_2X5	2.5	50/0.25	0.7	1.0	1.0	1.0	8.8	9.4	10.2	18	18	16	7.98
WHMFDSKB_4X0	4.0	56/0.30	0.8	1.0	1.0	1.0	10.2	10.9	11.9	24	11	9.6	4.95
WHMFDSKB_6X0	6.0	84/0.30	0.8	1.1	1.1	1.2	11.5	12.2	13.6	31	8	7	3.30



Ohm (Ω)	Nominal Cross Sectional area of conductor	Number Nominal Diameter of conductor strands*	Nominal Thickness of Insulation	Nominal Thickness of Sheath					Appx. Overall Diameter					Maximum Conductor Resistance per kilometre at 20°C
				5 Core	6 Core	7 Core	8 Core	10 Core	5 Core	6 Core	7 Core	8 Core	10 Core	
	SQ. mm	mm	mm	mm	mm	mm	mm	mm	mm	mm	mm	mm	mm	Ohm (Ω)
WHMFDSKB_X50	0.5	16/0.20	0.6	0.9	0.9	0.9	1.0	1.0	7.8	8.2	8.2	9.4	11.0	39.0
WHMFDSKB_X75	0.75	24/0.20	0.6	0.9	1.0	1.0	1.0	1.1	8.3	9.4	9.4	10.4	11.8	26.0
WHMFDSKB_1X0	1.0	32/0.20	0.6	1.0	1.0	1.0	1.0	1.1	9.0	9.8	9.8	10.9	12.5	19.50
WHMFDSKB_1X5	1.5	30/0.25	0.6	1.0	1.0	1.0	1.1	1.1	9.8	10.7	10.7	12.0	13.7	13.30
WHMFDSKB_2X5	2.5	50/0.25	0.7	1.0	1.1	1.1	1.2	1.3	11.8	12.8	12.8	14.0	16.8	7.98
WHMFDSKB_4X0	4.0	56/0.30	0.8	1.1	1.2	1.2	1.3	1.4	13.8	15.8	15.8	16.8	20.4	4.95



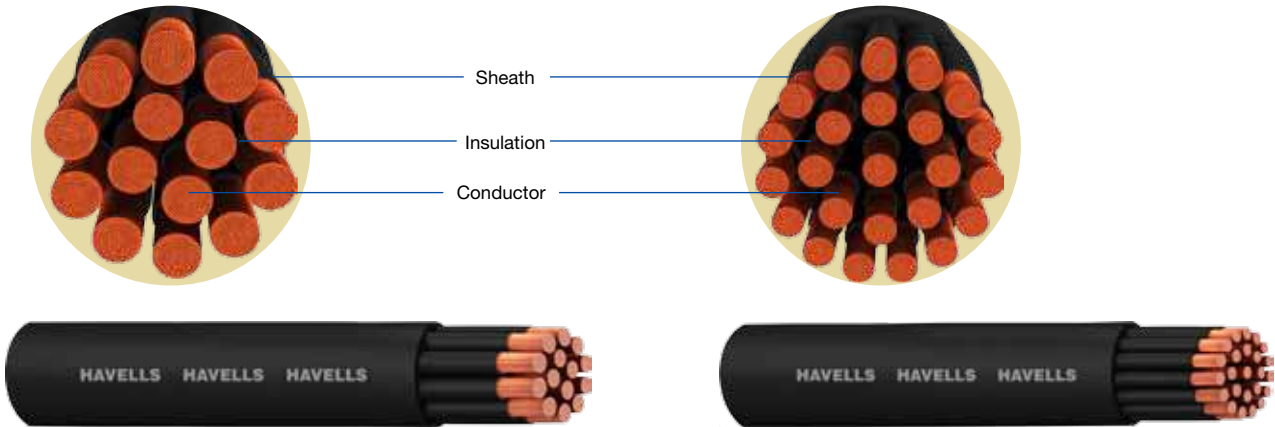
Basic Code	Nominal Cross Sectional area of conductor	Number Nominal Diameter of conductor strands*	Nominal Thickness of Insulation	Nominal Thickness of Sheath					Appx. Overall Diameter					Maximum Conductor Resistance per kilometre at 20°C
				12 Core	14 Core	16 Core	19 Core	24 Core	12 Core	14 Core	16 Core	19 Core	24 Core	
	SQ. mm	mm	mm	mm	mm	mm	mm	mm	mm	mm	mm	mm	mm	Ohm (Ω)
WHMFDSKB_X50	0.5	16/0.20	0.6	1.0	1.1	1.1	1.1	1.2	11.6	12.0	12.7	13.2	15.4	39.0
WHMFDSKB_X75	0.75	24/0.20	0.6	1.1	1.1	1.2	1.2	1.3	12.4	12.8	13.8	14.3	16.8	26.0
WHMFDSKB_1X0	1.0	32/0.20	0.6	1.1	1.1	1.2	1.3	1.4	12.9	13.7	14.4	15.1	18.0	19.50
WHMFDSKB_1X5	1.5	30/0.25	0.6	1.1	1.2	1.2	1.3	1.4	14.2	14.8	15.8	16.6	19.4	13.30
WHMFDSKB_2X5	2.5	50/0.25	0.7	1.3	1.3	1.4	1.4	1.5	17.3	18.0	19.5	20.4	23.8	7.98
WHMFDSKB_4X0	4.0	56/0.30	0.8	1.4	1.4	1.5	1.5	1.6	20.6	22.0	23.8	25.2	28.5	4.95

Note: Available in 100 metre length with black outer sheath & in bigger packing on request. Any colour on specific request can be supplied, in economical run.
*The number and diameter of conductor strands are for reference only. Conductor resistance as per IS 8130 is the governing criteria.
Conductor shall be of Class-V as per IS 8130

Progressive sequential length marking on every metre.
*Available in HRFR outer sheathing.

Core Identification:

- 2 CORE : Red & Black
- 3 CORE : Red, Black & Yellow-Green
- 4 CORE : Red, Yellow, Blue & Yellow-Green
- 5 CORE : Red, Yellow, Blue, Black & Grey
- 6 CORE : Red, Yellow, Blue, Yellow-Green, White & Black
- 7 CORE & Above : Number printing on each core / Colour code as specified in IS:694



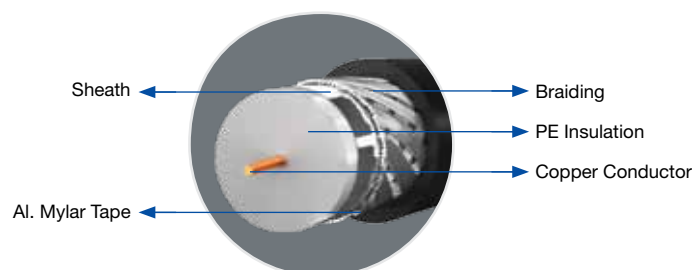
Co-Axial TV Cables

Application

Used in cable TV operations, Computer net-working etc.

Construction

Solid annealed bare copper conductor polyethylene insulated shielded with polyester backed aluminium tape and additional shielding with fine aluminium braid protected with polyester tape wrapping and sheathed with PVC.

**Technical Data**

S. No.	Type	
1	Size	RG-59, RG-6, RG-11
2	Inner Conductor	Solid Copper
3	Insulation	Gas Injected Physical Foamed Polyethylene
4	Outer Conductor	Bonded polyaluminium Tape, Braided with Aluminium Alloy Wire
5	Outer Jacket	UV Resistant Black PVC Jacket
6	Marking	Progressive Sequential Length Marking on Every Metre

Electrical Parameters

S. No.	Type	RG-11 Foam	RG-6 Foam	RG-59 Foam
1	Inner Conductor			
	Max. Resistance Ω /km (Ohm per kilometre) @ 20°C	0.84	2.13	3.55
2	Inner Conductor			
	Loop Resistance Ω /km (Ohm per kilometre) @ 20°C	1.66	2.78	4.64
3	Nominal Capacitance (pF/m)	53	53	53
4	Nominal Impedance Ω (Ohm)	75	75	75
5	Nominal Velocity Ratio (%)	85	85	85
6	Nominal Attenuation @ 25° (dB/100 m)			
	@55 MHz	2.82	1.95	6.73
	@83 MHz	3.87	6.20	8.04
	@187 MHz	5.74	9.15	11.81
	@211 MHz	6.23	9.50	12.47
	@250 MHz	6.72	10.50	13.45
	@300 MHz	7.38	11.50	14.60
	@350 MHz	7.94	12.45	15.71
	@400 MHz	8.53	13.30	16.73
	@450 MHz	9.02	14.35	17.72
	@500 MHz	9.51	14.95	18.70
	@550 MHz	9.92	15.70	19.52
7	Structural Return Loss (dB/100 m)			
	From 30 to 300 MHz	>26	>28	>30
	From 300 to 550 MHz	>24	>22	>24
	Bending Radius, min (mm)	75	65	65

Note: RG 6 also available in CCS.

Construction Parameters

S. No.	Type Foam	RG-11 Foam	RG-6 Foam	RG-59 Foam	RG 6 CCS Foam
1	Inner Conductor	Solid Bare Copper	Solid Bare Copper	Solid Bare Copper	Copper Coated Steel
2	Nominal Diameter (mm)	1.63	1.02	0.80	1.02 \pm 0.03
3	Dielectric	Foam PE	Foam PE	Foam PE	Foam PE
4	Nominal Diameter (mm)	7.11	4.57	3.55	4.57
5	Outer Conductor - First	Bonded AL Tape	Bonded AL Tape	Bonded AL Tape	Bonded Al Tape
6	Outer Conductor - Second	AL Braid	AL Braid	AL Braid	Al Braid
7	Nominal Coverage (%)	60	60	60	60
8	Jacket	PVC (Black)	PVC (Black)	PVC (Black)	PVC (Black)
9	Nominal Diameter (mm)	10.00	7.00	6.20	7.00 \pm 0.10

Note: Supplied in 90 metre & 305 metre project packaging.

Telephone Switch Board Cable

Application

Cables used for Indoor Telephones, Telephone Exchanges, Industrial Plant Communication Systems, EPBAX Systems, Closed Circuit Security Systems, In-House Telephone wiring and various other equipments involving telephones.

Standard

Cables are generally made as per TEC Specification No. G/WIR-06/03 or as per customer specification.

Construction

Solid annealed tinned copper conductor, PVC insulated cores suitably colour coded for distinct identification, twisted to form pairs, pairs laid up, PVC sheathed.

Design / Material

Conductor	: Tinned copper
Insulation	: PVC
Shielding	: Over all shielded with polyester tape or copper wire braid (Manufactured against customer's orders only for economical runs.)
Sheathing	: FR PVC
Conductor size Cable	: 0.4 mm
Configuration	: 1P, 2P, 3P, 4P, 5P, 10P, 20P


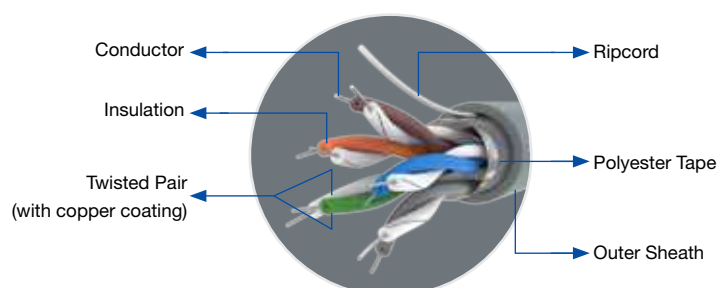
Note: Telephone Cable can also be made available with bare copper, polyethylene insulation FR-LSH/polyethylene sheathing & conductor sizes of 0.5 mm/0.6 mm/0.7 mm/0.8 mm/0.9 mm on request.

Salient Features for Telephone Cable

- Hard grade PVC insulation is used for long life and stable properties of cables.
- Staggered lays of twisted pairs are used to ensure minimum cross talk.
- Sizing and processing of conductor and insulated cores is done in precisely controlled manner on automatic modern machines to have optimum values of capacitance, capacitance unbalance, image and cross talk attenuation and characteristic impedance.
- Shielding is done to protect from outside / inter pair interference as per specific needs.

Prospective Buyers

BSNL, C.DOT, Switching equipment manufacturers, every industrial and commercial establishment, construction industry.



Note: Available in 90 metre length in carton packaging & 180 metre project length in polywrap packaging.

LAN Cables - Complete Networking Solution

Introduction

HAVELLS Networking Cables allows device to access high-speed networks / Internet data. The Cables are verified to the performance requirements of ISO/IEC 11801, TIA/EIA 568 C.2. Unshielded twisted pair (UTP) cable is used in many home and business-based Ethernet networks. It has four pairs of wires that are housed inside of the lining of the cable. Each pair is twisted to prevent interference from other devices on the network.

CAT 6 (with star separator)

Category 6 cable, commonly referred to as Cat 6, is a standardized twisted pair cable for Gigabit Ethernet and other network physical layers that is backward compatible with CAT5/5e.

Cat 6 features more stringent specifications for crosstalk and system noise. The cable standard provides performance of up to 250 MHz.

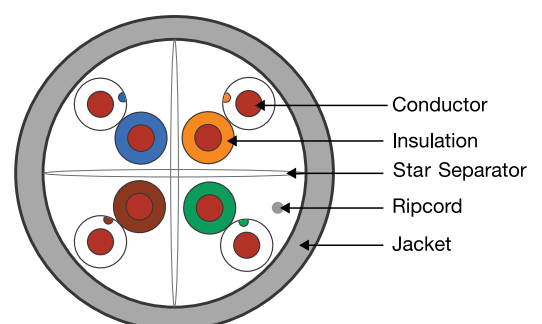
Features

- Exceptional material properties and cable design
- High ACR values-providing low BER (Bit Error-Rate)
- Exceeds cat 6 Best transmission performance.
- Extremely high pair-balance-providing excellent EMC (Electromagnetic compatibility)
- Maximum noise immunity.
- ISO/IEC 11801 Class E.
- UL-94V0 rated Plastics.
- ETL Verified
- Longer Cable segment Length.
- High speed data access
- Total end-to-end horizontal cabling solution
- Backwards compatible with HAVELLS Category 6 systems – ensuring support for legacy applications
- Unshielded Twisted Cable
- Cable supports frequencies up to 250 MHz.
- Cable supports data transfer speeds up to 1000 Mbps - Gigabit
- Available in 305 metre Box packaging

Colour Code

Pair 1 - White – Blue and Blue
 Pair 2 - White – Orange and Orange
 Pair 3 - White – Green and Green
 Pair 4 - White – Brown and Brown

Cross Section View



Electrical characteristics

Characteristic Impedance	100 ± 6 Ω@ 1-250 MHz
DC Resistance	72 Ω/km (max)
Voltage Rating	72 Vdc max
Dielectric Strength	1500 V/1 minute MHz
Insulation Resistance	500 MΩ/km (minute) @ 500 Vdc
Nominal Velocity of Propagation (%)	69%
Conductor Resistance	<7.20/100 m
Mutual Capacitance	5.6 nF/100 m nominal
Resistance Unbalance	5% Max
Capacitance Unbalance	330 pF/100 m
Delay Skew	<45 nS
Bending Radius	<4 X Cable Diameter at -20°C ± 1°C
Operating Voltage	72 V
Dielectric Strength	1.0 kVdc or 0.75 kVdc for 1 minute

Technical Requirement

Conductor Metal	23 AWG Solid Bare Copper
Insulation	High Density Polyethylene
Pairs	2 Insulated conductors twisted together
Sheath	PVC
Cable Diameter	6 ± 0.3 mm
Printing	Each metre printed with sequential Length Counter

Mechanical Properties

Outer Diameter	Nominal Diameter 6 ± 0.3 mm 4 twisted pair
Conductor Type	23 AWG bare annealed copper
Jacket Material	PVC
Standard Colour	Grey
Pulling Force	11.5 kg
Operating Tem. Ran.	-20°C to +70°C
Storage Tem. Ran.	0°C to +50°C

Transmission Parameter as per 100 metre

Frequency (Hz)	Insertion Loss (dB/100 m)	NEXT (dB)	PSNEXT (dB)	ELFEXT	PSELFEXT (dB)	RL (dB)	ACR (dB)
1	2.00	74.3	72.3	67.8	64.8	20.0	72.3
4	3.90	65.3	63.3	55.8	52.8	23.0	61.5
8	5.30	60.8	58.8	49.7	46.7	24.5	55.5
10	6.00	59.3	57.3	47.8	44.8	25.0	53.3
16	7.60	56.2	54.2	43.7	40.7	25.0	48.6
20	8.50	54.8	52.8	41.8	38.8	25.0	46.3
25	9.50	53.3	51.3	39.8	36.8	24.3	43.8
31.25	10.70	51.9	49.9	37.9	34.9	23.6	41.2
62.50	15.40	47.4	45.4	31.9	28.9	21.5	32.0
100	19.80	44.3	42.3	27.8	24.8	20.1	24.5
200	29.0	39.8	37.8	21.8	18.8	18.0	10.8
250	32.8	38.3	36.3	19.8	16.8	17.3	5.5



CCTV Cables

Introduction

HAVELLS CCTV Cables are offered in two types namely 4+1 CCTV Cable and 3+1 CCTV Cable. Coaxial cables form the carrier for video signal and the other '4 cores' or '3 cores' form the carriers for power. Coaxial cables are designed to transmit the complete video frequency range with minimum distortion or attenuation, making them an excellent choice for CCTV.

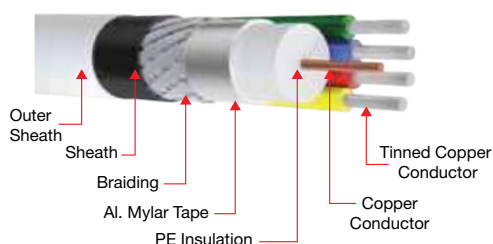
HAVELLS CCTV cables are designed to optimize the quality of video signals, which are transmitted through the Coaxial cable in the CCTV.

The Coaxial cable consists of solid annealed bare copper conductor of electrolytic grade which is insulated with foamed dielectric, aluminium foil taped, jelly flooded, braided with Aluminium Alloy and then jacketed with UV resistant property.

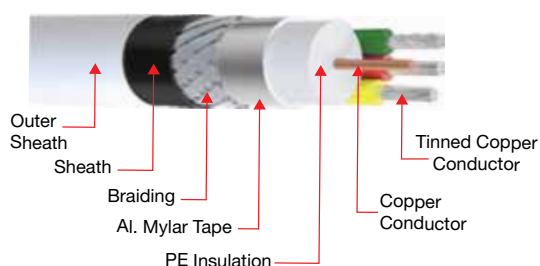
Topmost quality of construction of coaxial cable in HAVELLS CCTV cables ensures distortion free video signals and thus a clear picture over complete low frequency bandwidth of transmission in such applications.

The impedance of coaxial cable is 75 ohms, which matches the CCTV equipment. This matching ensures adequate signal strength, no reflection and best picture quality.

Cross Section View for 4+1 CCTV



Cross Section View for 3+1 CCTV



Technical Requirement			
S. No.	Particular	3+1 CCTV	4+1 CCTV
Co-Axial Cable			
1. Conductor			
	Material	Annealed Bare Copper	Annealed Bare Copper
	No. of Wire/ Diameter of wire	0.80 ± 0.002	0.80 ± 0.002
2. Insulation			
	Material	Gas Injected Polyethylene	Gas Injected Polyethylene
	Nominal Thickness of Insulation	1.30 mm	1.30 mm
	Diameter of Insulation	3.50 ± 0.20	3.50 ± 0.20
3. Overall Shielded (Braided)			
	Material	Al. Foil - 100%	Al. Foil - 100%
	Material	Alum. Alloy	Alum. Alloy
	Coverage	55%	55%
4. Flooding Compound		Petroleum Jelly	Petroleum Jelly
Outer Sheath			
	Material	PVC	PVC
	Diameter of Sheath	5.50 mm ± 0.20 mm	5.50 mm ± 0.20 mm
1. Conductor			
	Material	Annealed Tinned Copper	Annealed Tinned Copper
	No. of Wire/ Diameter of wire	14/0.13 ± 0.002	14/0.13 ± 0.002
2. Insulation			
	Material	PVC - Type - A	PVC - Type - A
	Nominal Thickness of Insulation	0.3	0.3
	Diameter of Insulation	1.40 mm	1.40 mm
Final Cable			
1. Barrier Tape			
	Thickness of Tape	25 Micron	25 Micron
	Coverage	100%	100%
2. Outer Sheath			
	Material	PVC - ST-1	PVC - ST-1
	Nominal Thickness of Sheath	0.90 mm	0.90 mm

Speaker Cables

Introduction

HAVELLS India Limited, is India's largest and leading manufacturer of electrical goods, now going to introduce a new line of "SPEAKER CABLES".


Speaker Cable use to make connection between loudspeaker and audio amplifiers with in various sound instruments. In today's constructions, the new Building Code (Like for Airports, Railway platforms, Auditoriums, Offices, High-rise apartments and Hospitals etc.), Installation of speaker cables ensure a clear and distortion free voice with very low dB loss.

"HAVELLS" twin parallel Speaker cables are manufactured with multi wire, bright annealed flexible bare electrolytic grade copper conductor, each core designed to easy identification with Insulation of specially formulated and in house manufactured FR (Fire Retardant) PVC compound with high value of oxygen and temperature index.

Packaging: Transparent Polywrapping in 100 metres.

Technical Requirement					
Conductor		Insulation			
Size (SQ. mm)	Maximum Conductor Resistance at 20°C Ω/km (Ohm per kilometre)	Thickness of Insulation (in mm)	Width (in mm)	Height (in mm)	Web Dims (W x H)
0.50	39	1.0	5.5	2.85	5.5 x 2.85
0.75	26	1.1	6.3	3.24	6.3 x 3.24
1.00	18.1	1.2	7.6	3.80	7.6 x 3.8
1.50	12.1	1.3	8.6	4.30	8.6 x 4.3

Construction Details: The twin parallel cable have the following construction with different coloring of insulation.




New and Improved

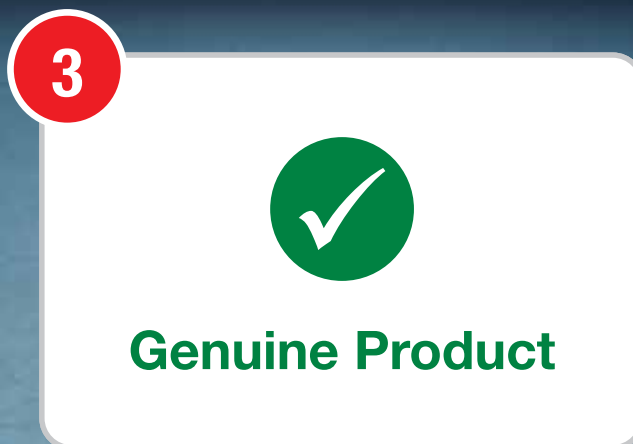
The all new Havells wires pack with advanced safety features for **GENUINE** product guarantee.



Scan the QR code on the packaging using a smart phone with any **QR code scanning APP**



Havells product web page will confirm whether the product is **GENUINE** or not.



Use genuine Havells product for **Complete Safety** of your family

[illegible]

Alwar Plant



Regional & Branch Offices:

NORTH - REGIONAL OFFICE: Corporate Office: QRG Towers, 2D, Sector-126, Expressway, Noida-201304, Tel: 0120-3331000, Delhi: 011-47676700, 23888200, Chandigarh: 0172-4232400-401, Dehradun: 0135-6670202, Haldwani: 05946-222935/222933, Noida / Haryana: 0120-3331000, Ludhiana: 0161-4676000/24, Amritsar: 0183-5202400/401, Jammu: 0191-2478330, 2479330, Sri Nagar: 0194-2459248, Jaipur: 0141-4211000, 4211011, Jodhpur: 9214201640/41, Lucknow: 0522- 4921600/4921649, Kanpur: 0512-6710400

EAST - REGIONAL OFFICE: Kolkata: ICC Tower, 5th Floor, 4 India Exchange Place, Kolkata-700001, Tel: 033-40129851/52, Bhubaneshwar: 0674-6668101/102/103/104, Guwahati: 0361-2458923, 2134521, Siliguri: 0353-2525907, Ranchi: 0651-2244861, 2244862, 2244864, 2244868, 2244869, Jamshedpur: 0657-6542492, 09234369436, Patna: 0612-2207221, 2207222, 2207223, 2655518

WEST - REGIONAL OFFICE: Mumbai: 1271, Solitaire Corporate Park, Bldg. No. 12, 7th Floor, Andheri - Ghatkopar Link Road, Chakala, Andheri (East), Mumbai- 400093. Tel: 022 - 67298600-602, Ahmedabad: 079-40061111, 40060738/740, Indore: 0731-4219444/4219422, 0731-2572340, Rajkot: 0281-2481112, 2921212, Nagpur: 0712-2240932, 2242692, 2242699 Pune: 020-26056175-76, Raipur: 0771-4243400/01, Surat: 0261-2350137, 9979890137, Jabalpur: 0761-4064491, Bhopal: 0755-4271544, 0755-4011025,

SOUTH - REGIONAL OFFICE: Chennai: Sigapi Achi Building, No. 18 / 3, 6th Floor, Rukmani Lakshmi Pathy Road, Egmore, Chennai-600008, Tel: 044-42280600, 605, Bangalore: 080-49075000, Coimbatore: 0422-4550200/282, Hyderabad: 040-27533372, 27533355, 27533632, Cochin: 0484-4099000, Calicut: 0495-4019193/4/5, Trivandrum: 0471-4015323, Vizag: 0891-6514339, Vijayawada: 0866-2546161/62/67/68/69, Madurai: 0452-4267000, Hubli: 0836-4248660, Trichy: 0431-4041005/06

Representative Offices:

• Goa • Solapur • Gwalior • Kathmandu • Bhopal • Kolhapur • Vadodara

Actual products may vary in colour, design, description and colour combination etc.

Although every effort has been made to ensure accuracy in the compilation of the technical detail within this publication. Specifications & performance data are constantly changing. Current details should therefore be checked with Havells Group.

Scan the QR Code
to download
Havells mCatalogue



Havells India Ltd.

Corp Office: QRG Towers, 2D, Sector-126, Expressway, Noida-201304 (U.P), Ph. +91-120-3331000,

E-mail: marketing@havells.com, www.havells.com

Consumer Care No.: 1800 11 0303 (Toll free), 1800 103 1313 (All Connection), 011-4166 0303 (Landline)

Join us on Facebook at www.facebook.com/havells and share your ways to save the planet!

CIN - L31900DL1983PLC016304

Copyright Subsists. Imitation of trade dress, graphics and color scheme of this document is a punishable offence.



HAVELLS